









MS Windows

Shortcut Key (For English User)



Command Prompt  

Delete item without moving to recycle bin  



Find  

Logout  


Open File Manager  

Opens Control Panel  



Print Screen  

Quit Program  



Refresh Current Window 



Rename a File 


Select All Items In Current Window  

Show Desktop  

Show The File Properties Window  

Starts Print Manager  

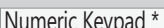
Switch between open programs  

Switch To The Parent Folder 

Task Manager   

Window Explorer, Collapses the current selection 

Window Explorer, Creating a New Folder    

Window Explorer, Expands Everything Under The Current Selection 

Window Explorer, Expands the current selection 



MS Windows

鍵盤快速鍵 (中文)



命令視窗	 
直接刪除文件	 
尋找	 
登出	 
打開文件管理器	 
打開“控制面板”	 
打印屏幕	 
退出程式	 
刷新當前視窗	
重命名文件	
全選	 
顯示桌面	 
顯示檔案特性視窗	 
啟動打印管理器	 
打開的程序之間進行切換	 
切換到上層文件夾	
工作管理員	  
折疊當前選擇	
創建一個新的文件夾	     
根據目前的選擇 擴展全部	
展開當前選擇	